

# INTRA-EU LABOUR MOBILITY

## 2024 EDITION

10.1  
mil.

EU MOVERS  
BETWEEN 20-64  
YEARS\*

3.8%

OF EU WORKING AGE  
POPULATION ARE  
MOVERS\*\*

84%

OF MOVERS ARE  
ACTIVE IN THE  
LABOUR MARKET\*\*

\*Eurostat Population Statistics  
\*\*EU-Labour Force Survey

**Inflows** of EU movers to EU/EFTA countries increased to 976 000 (+14%)

**Cross-border and posted workers** increased to 1.8 million (+3%) and 5.5 million (+19.5%), respectively







The inflow of **third-country nationals** doubled reaching 3 324 000 (+133%)

This is largely attributed to the Russian invasion of Ukraine

**Movers returning to their country of citizenship** increased to 738 000 (+6%)



### The main countries of destination and origin of EU movers remained stable

- More than half of movers (50%) live in: **Germany**  **Spain**  **Italy** 
- Almost half of movers (46%) are from: **Romania**  **Poland**  **Italy** 

**Employment rate** of EU movers (78%) remains higher than that of nationals (76%)



**Female EU movers** have an employment rate 14 pps lower than male movers

Since 2020, the share of EU movers with **low education** rose to 30% (+3 pps since 2020), while the highly educated remained at 32%



EU movers are 2.4% (209 000) of total **healthcare professionals** in the EU and EFTA  
This includes 48 172 doctors and 18 288 nurses



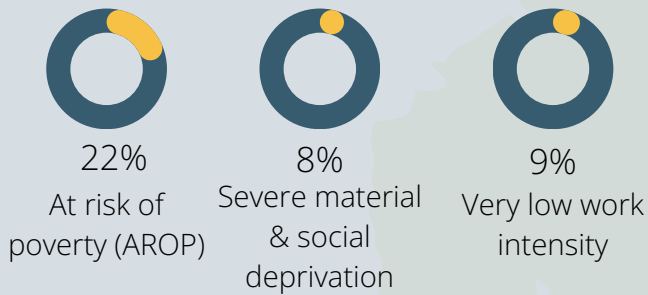
The 'typical' mobile healthcare professional is a women (>90%), between 40 and 49 years old, in full-time employment on a permanent contract

# INTRA-EU LABOUR MOBILITY

## 2024 EDITION

### Poverty and social inclusion

**27%** of EU movers were at risk of poverty & social exclusion (AROPE)\*

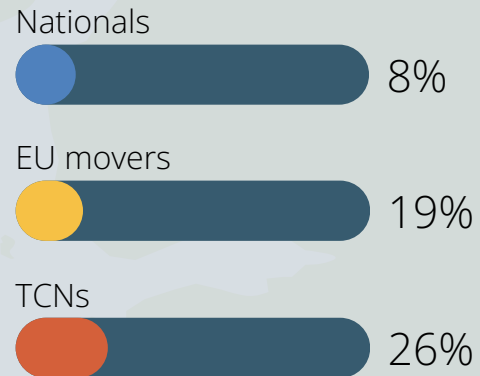


\*This is 8 percentage points higher than nationals and 19 percentage points lower than TCNs

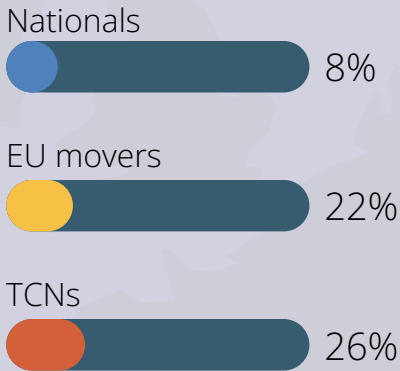
### Social protection and housing



**19%** of EU movers were overburdened by housing costs



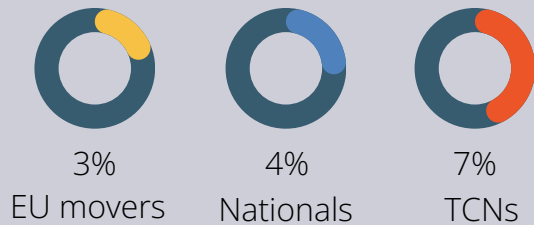
### Early leavers



**22%** of EU movers aged 18-24 were early leavers from education and training (ELET)



### Adult participation in learning



**3%** of EU movers aged 25-64 participated in formal education and training

### Median income



The median income of EU movers was **EUR 20 714**, which is EUR 1 208 higher than that of nationals

